

ELDORA

HIGH EFFICIENCY SOLAR PV MODULES


vikramsolarTM
CREATING CLIMATE FOR CHANGE

ELDORA VSP.60.AAA.04 | POLYCRYSTALLINE SOLAR PV MODULES | 60 CELLS | 265-280 WATT

ELDORA neo 60 SILVER SERIES



PERC TECHNOLOGY

the next generation module



Designed for very **HIGH AREA EFFICIENCY** ideally suited for rooftop and ground-mounted applications



Up to +2.5 Wp **POSITIVE POWER OUTPUT TOLERANCE GUARANTEED** ensuring better ROI



Extremely **RELIABLE PRODUCT** suiting all environment conditions



Engineered to provide **EXCELLENT LOW LIGHT AND LONGER WAVELENGTH RESPONSE**



Extremely **NARROW POWER BINNING TOLERANCE** to reduce current mismatch loss in single string




QUALITY AND SAFETY

- ◆ 27 years of linear power output warranty **
- ◆ Rigorous quality control meeting the highest international standards
- ◆ 100% EL tested to ensure micro crack free modules
- ◆ Certified for PID resistance

- ◆ Certified for salt mist corrosion resistance - severity VI
- ◆ Certified for ammonia resistance
- ◆ Compatible with K2, HILTI & Schletter structures for short and long side clamping

APPLICATIONS

- ◆ On-grid large scale utility systems
- ◆ On-grid rooftop residential and commercial systems
- ◆ Off-grid residential systems



TECHNICAL DATA

ELDORA NEO 60 SILVER SERIES



THIS DATASHEET IS APPLICABLE FOR: ELDORA VSP.60.AAA.04 (AAA=265-280)

Electrical Data¹

All data refers to STC (AM 1.5, 1000 W/m², 25°C)

Peak Power P _{max} (Wp)	265	267.5	270	272.5	275	277.5	280
Maximum Voltage V _{mpp} (V)	31.2	31.3	31.4	31.5	31.6	31.7	31.8
Maximum Current I _{mpp} (A)	8.50	8.56	8.61	8.66	8.71	8.76	8.81
Open Circuit Voltage V _{oc} (V)	38.0	38.2	38.2	38.3	38.4	38.5	38.6
Short Circuit Current I _{sc} (A)	9.00	9.04	9.08	9.13	9.18	9.24	9.30
Module Efficiency η (%)	16.3	16.4	16.6	16.7	16.9	17.1	17.2

1) STC:1000 W/m² irradiance, 25°C cell temperature, AM1.5g spectrum according to EN 60904-3. Average relative efficiency reduction of 5% at 200 W/m² according to EN 60904-1.

Electrical Parameters at NOCT²

Power (W)	194.7	196.0	197.8	199.1	200.7	202.5	204.7
V@P _{max} (V)	28.0	28.1	28.2	28.3	28.3	28.4	28.5
I@P _{max} (A)	6.94	6.97	7.00	7.04	7.08	7.13	7.17
V _{oc} (V)	35.5	35.6	35.7	35.8	35.9	36.0	36.1
I _{sc} (A)	7.28	7.32	7.35	7.39	7.43	7.48	7.53

2) NOCT irradiance 800 W/m², ambient temperature 20°C, wind speed 1 m/sec

Temperature Coefficients (Tc) permissible operating conditions

Tc of Open Circuit Voltage (β)	-0.31%/°C
Tc of Short Circuit Current (α)	0.057%/°C
Tc of Power (γ)	-0.41%/°C
Maximum System Voltage	1000 V
NOCT	45°C ± 2°C
Temperature Range	-40°C to + 85°C

Mechanical Data

Length × Width × Height	1640 mm × 992 mm × 40 mm
Weight	18.50 kg
Junction Box	IP67, 3 bypass diodes
Cable & Connectors	1000 mm length cables, SOLARLOK PV4 connectors (MC4 compatible)
Application Class	Class A (Safety class II)
Superstrate	High transmission low iron tempered glass, AR coated
Cells	60 polycrystalline solar cells, 3 bus bars
Cell Encapsulant	EVA (Ethylene Vinyl Acetate)
Back Sheet	Composite film
Frame	Anodized aluminium frame with twin wall profile
Mechanical Load Test	5400 Pa
Maximum Series Fuse Rating	15 A

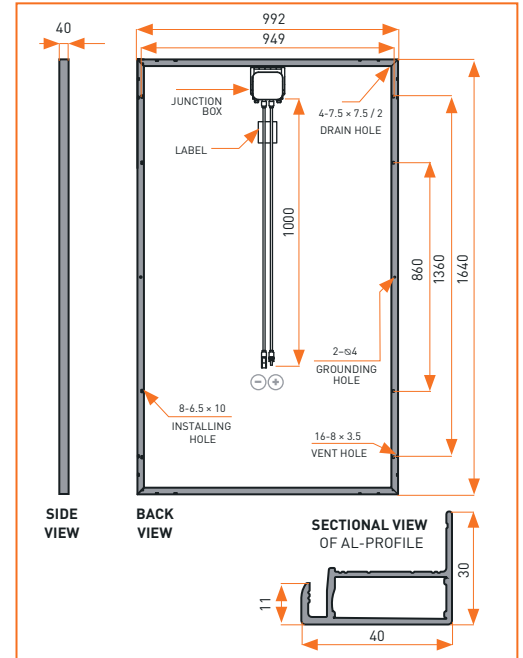
Warranty and Certifications

Product Warranty**	12 years
Performance Warranty**	Linear power warranty for 27 years with 2.5% for 1st year degradation and 0.67% from year 2 to year 27
Approvals and Certificates	IEC 61215 Ed2, IEC 61730, IEC 61701, IEC 62716, UL1703, CE, MCS*, CEC*, PV Cycle*, IEC 62804, CAN/CAS 61730, CEC (Australia), JET*

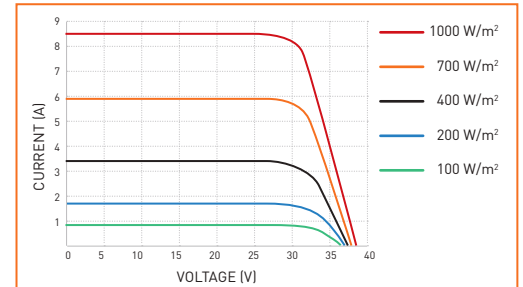
* All (*) certifications under progress.

** Refer to Vikram Solar's warranty document for terms and conditions.

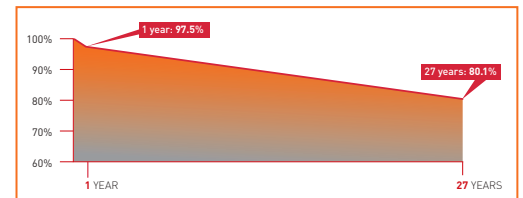
Dimensions in mm



Typical IV Curves



Performance Warranty



Packaging Information

Container	20'GP	40'GP	40'HC
Pallets/Container	10	28	28
Pieces/Container	250	700	700

sales@vikramsolar.com www.vikramsolar.com

CAUTION: READ SAFETY AND INSTALLATION MANUAL BEFORE USING THE PRODUCT.

Specifications included in this datasheet are subject to change without notice. Electrical data without guarantee. Please confirm your exact requirement with the company representative while placing your order.